



State of California
BUSINESS, CONSUMER SERVICES AND HOUSING AGENCY



California Interagency Council on Homelessness

Evidence-Based Strategies to Reduce and Prevent Homelessness: Overview of Homelessness Data

Assembly Joint Hearing: Budget Subcommittee No. 5 on State Administration and
Committee on Housing and Community Development

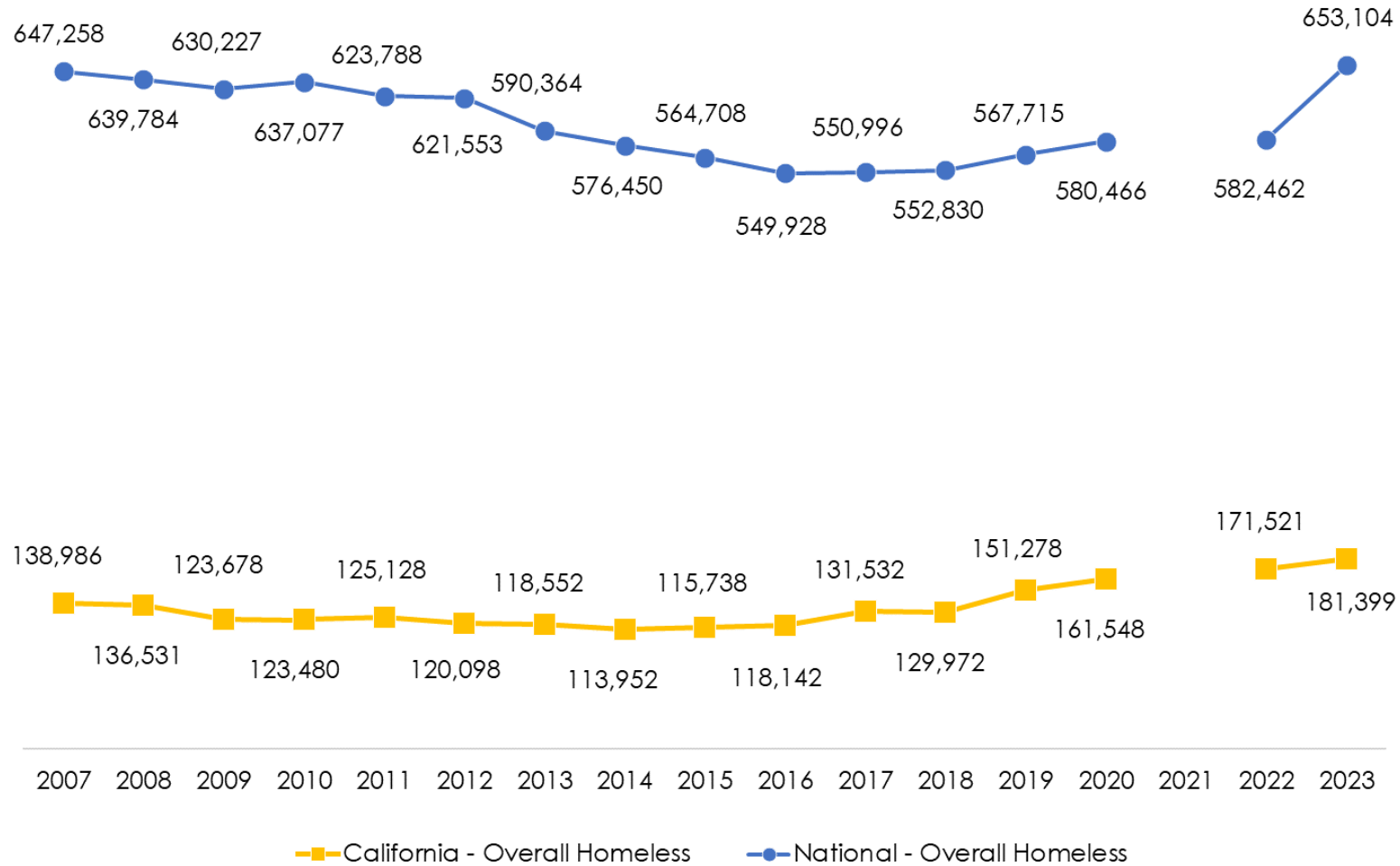
February 20, 2024

Overview

- I. National and California Point-in-Time Count Data
- II. Homeless Data Integration System and California System Performance Measures
- III. ERF and HHAP Grants

National Trends vs. California Trends

PIT Estimates of People Experiencing Homelessness



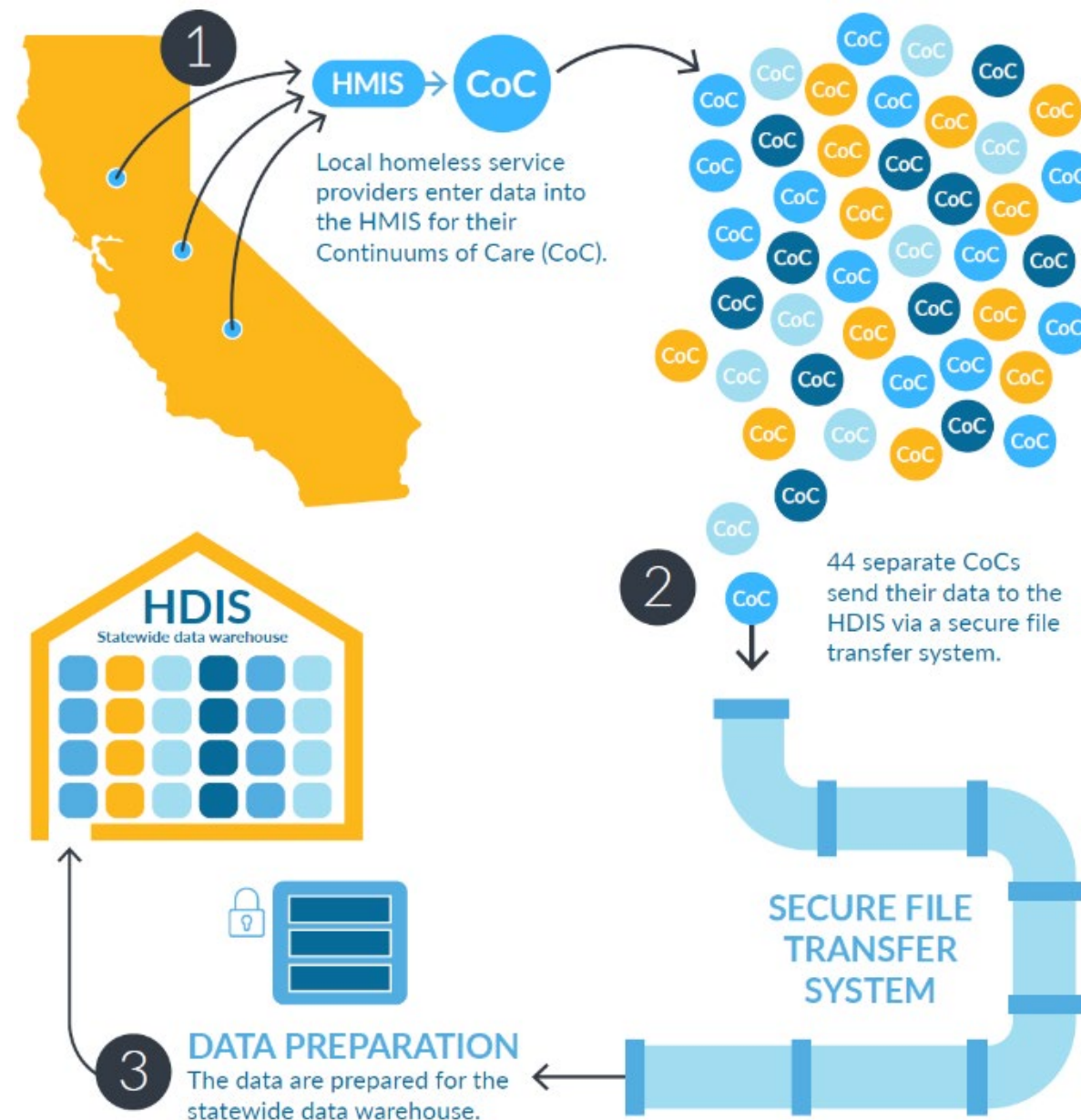
Source: HUD PIT Count
2007-2023

Homeless Data Integration System (HDIS)

- **SB 1380 (Chapter 847, Statutes of 2016)** tasked Cal ICH with creating a statewide data warehouse to centralize local Homeless Management Information System (HMIS) data and inform future policymaking.
- **AB 977 (Chapter 397, Statutes of 2021)** launched HDIS, a powerful tool that tracks the impacts of state-funded homelessness programs by requiring program grantees to enter specific data elements in their local HMIS.
- **AB 140 (Chapter 111, Statutes of 2021)** required Cal ICH to use HDIS data to create a series of system performance measures that help the state and local jurisdictions assess their process toward preventing and ending homelessness.


What does HDIS do?

Compiles data from California's **44** Continuums of Care (CoCs) about the people served through programs such as emergency shelter, homelessness prevention, street outreach, and permanent housing interventions



What data is in HDIS?

PROJECTS



Data about the **projects** in a community serving people at-risk of or experiencing homelessness

PEOPLE



Data about the **people** accessing services in a community, and their housing needs

ENROLLMENTS



Data on the projects people are **enrolled** in to receive housing or services to help prevent or end their homelessness

California System Performance Measures (CA SPMs)

of people accessing services while **experiencing homelessness**

of people accessing services who are **experiencing homelessness for the first time**

of people **exiting homelessness into permanent housing**

Average **length of time people are homeless** while accessing services

% of people who **return to homelessness** within six months of exiting homelessness to permanent housing

of people with **successful placements from street outreach** into temporary or permanent housing

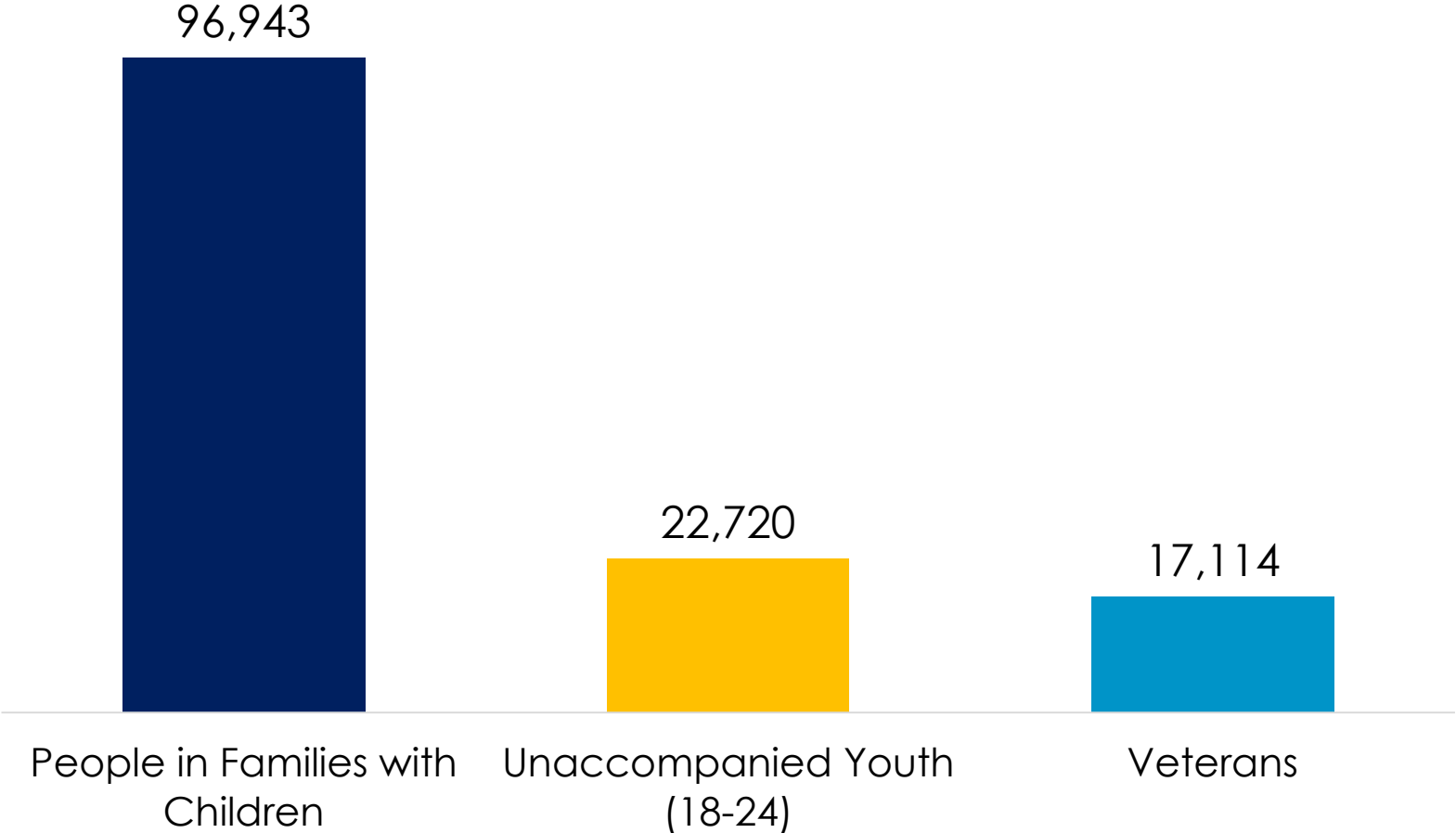
CA SPMs: FY 21-22 & 22-23

Year over Year Change in CA SPMs: All Persons

Measure	FY 2021-2022	FY 2022-2023
# of People Accessing Services While Experiencing Homelessness	298,739	349,519
# of People Experiencing Homelessness for the First Time	162,684	184,334
# of People Exiting to Permanent Housing	63,237	72,298
Average Length of Time Homeless (Days)	154	156
% of People Returning to Homelessness	9.12%	9.10%
# of People Successfully Placed from Street Outreach	10,939	11,748

Number of Californians Accessing Services While Experiencing Homelessness, by Subpopulation

Fiscal Year 2022-2023



CA SPMs by Subpopulation FY 21-22 and 22-23: Families with Children

Year over Year Change in CA SPMs: Families with Children		
Measure	FY 2021-2022	FY 2022-2023
# of People Accessing Services While Experiencing Homelessness	78,070	96,943
# of People Experiencing Homelessness for the First Time	44,608	52,342
# of People Exiting to Permanent Housing	28,601	35,374
Average Length of Time Homeless (Days)	194	188
% of People Returning to Homelessness	6.42%	5.88%
# of People Successfully Placed from Street Outreach	644	909

CA SPMs by Subpopulation FY 21-22 and 22-23: Unaccompanied Youth

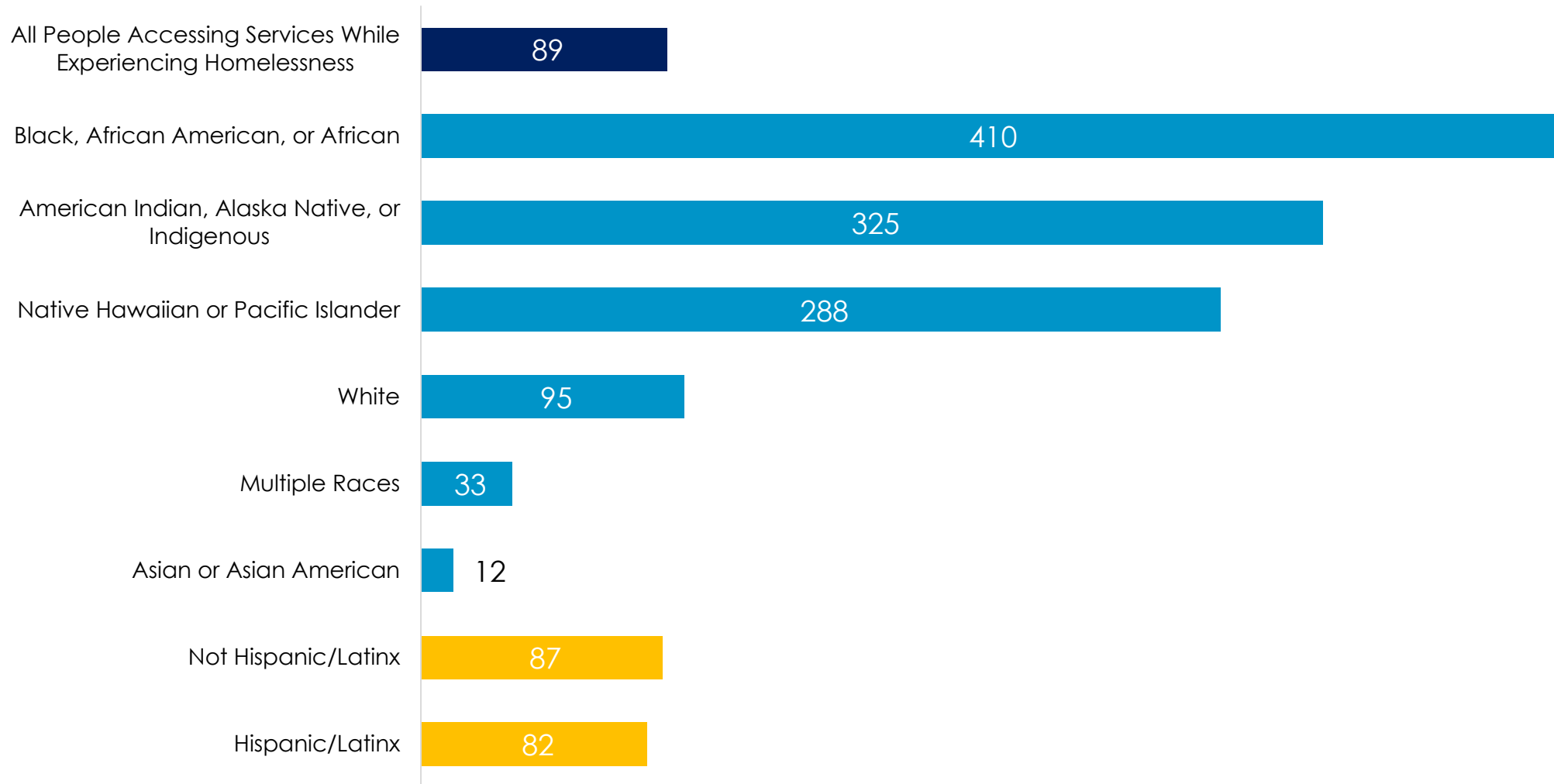
Year over Year Change in CA SPMs: Unaccompanied Youth (18-24)		
Measure	FY 2021-2022	FY 2022-2023
# of People Accessing Services While Experiencing Homelessness	20,291	22,720
# of People Experiencing Homelessness for the First Time	12,450	13,206
# of People Exiting to Permanent Housing	3,477	3,760
Average Length of Time Homeless (Days)	130	140
% of People Returning to Homelessness	11.63%	12.44%
# of People Successfully Placed from Street Outreach	820	839

CA SPMs by Subpopulation FY 21-22 and 22-23: Veterans

Year over Year Change in CA SPMs: Veterans		
Measure	FY 2021-2022	FY 2022-2023
# of People Accessing Services While Experiencing Homelessness	16,604	17,114
# of People Experiencing Homelessness for the First Time	6,948	7,451
# of People Exiting to Permanent Housing	5,327	5,683
Average Length of Time Homeless (Days)	242	243
% of People Returning to Homelessness	8.16%	9.99%
# of People Successfully Placed from Street Outreach	410	522

Californians Accessing Services While Experiencing Homelessness

Fiscal Year 2022-2023, Rate by Race & Ethnicity (per 10k Californians)



What is Next for HDIS?

Technical Assistance to Continuums of Care

- Improving HMIS data quality
- Analyzing the performance of their homelessness response system

Resources for State Departments

- Ensuring grantees' compliance with AB 977
- Analyze program outcomes utilizing HDIS data

Developing Targeted Metrics by Population of Interest

- Unaccompanied women (SB 914)
- Survivors of domestic violence and their children (SB 914)
- Unaccompanied youth (SB 918)

Grant Highlight: Encampment Resolution Fund (ERF)

Round 1

- \$47.5M available to counties, cities of any size and CoCs
- Demonstration projects focused on resolving the immediate and rehousing needs of people residing in a targeted encampment area
- Annual Report will be published Spring 2024

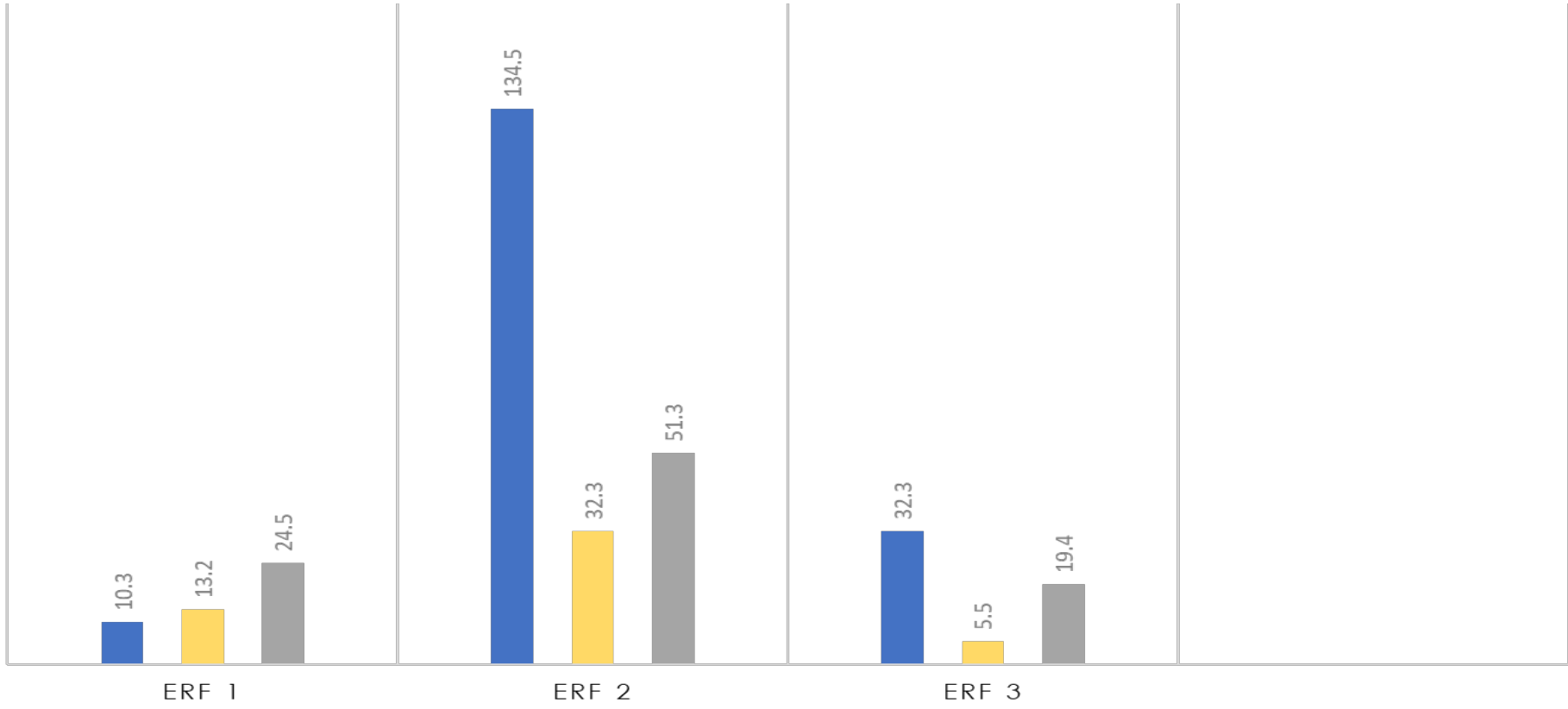
Rounds 2-3

- \$700M available to counties, cities of any size and CoCs
 - Up to 50% of funding prioritized to serve people living on State Right of Way
- Will be administered by the Department of Housing and Community Development July 1, 2024

Who has Received ERF?

ERF AWARDS

■ Counties ■ Big Cities ■ Cities of Any Size



Grant Highlight: Homelessness Housing and Assistance Program (HHAP)

Rounds 1-4

- \$2.95B in flexible funding to counties, big cities and CoCs
- Emphasis on rapid disbursement of funds for jurisdictions to address their community needs
- Rounds 3 and 4 instituted system performance measures
- Annual Report will be published Spring 2024

Round 5

- NOFA closes March 27, 2024
- Emphasis on housing accountability and formalized regional coordination
- Continued tracking of system performance measures
- Will be administered by the Department of Housing and Community Development July 1, 2024

What are Grantees Spending HHAP On?

HHAP ROUNDS 1-4

